

Bacon Bits

Flying Pigs QRP Club International, W8PIG

1900 Pittsfield St, Kettering, Ohio 45420

E-mail: w8pig@yahoo.com Web Page: <http://www.fpgrp.com>

FPQRP [membership](#) is open to all licensed QRP operators who reside within 12,000 nautical miles of Cincinnati, Ohio.

CONTACTS:

Diz, W8DIZ w8diz@cinci.rr.com
 Rick, WB6JBM ripowell@mpna.com
 Dan, N8IE shephed@aol.com

NETS:

DAY	TIME	FREQ	NCI
Sun	0100Z	7047.5	WB8ICN
Thurs	0100Z	7047.5	KE1LA
Sat	0100Z	14.062	KC8NYW

CLUB FREQS.

1,814 kHz	3,564 kHz
7,044 kHz	10,110 kHz
14,062 kHz	18,100 kHz
21,064 kHz	24,910 kHz
28,064 kHz	

ALL FPqrp frequencies are UP 4 kHz
 from the standard qrp frequencies
 except for 20 meters.



In this issue:

Ramblings	Page 2
The Fireball Fraternity: By Arnold, KA0TPZ	Page 2
My Solar Stuff: By Rick, WB6JBM/8	Page 3
FP Pig Net Report: By Mike, WB8ICN and Joel, KE1LA	Page 5
FPQRP "Nooner" Contest:	Page 6
As Seen on Our Reflector!: By Ian, VK2TIP	Page 7
QRPOWER: By Arnold, KA0TPZ	Page 7
BREAKING NEWS: MP20 #4!	Page 8
QRP Happenings in May:	Page 9
Website Spotlight: By Dan, N8IE	Page 9
This one is for Brian: By Joel, KE1LA	Page 10
Unique REGEN: By Arnold, KA0TPZ	Page 10
Member Spotlight: Bill, KB1GPJ	Page 10
Info about the Flying Pigs	Page 11

Ramblings

Hello fellow Piggies! It's Hamvention time again, by the time this hits the web we'll only be a few weeks away. For those of you that will be attending Hamvention, look for us and stop by our booth. For those of you not able to make it, look for a special issue with lots of pictures and stories from our adventures!

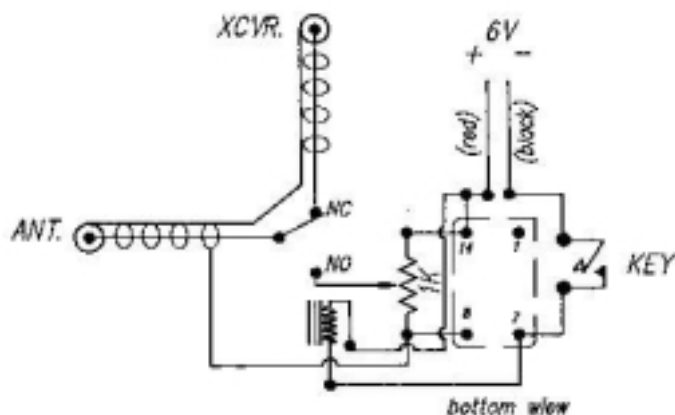
72, 00

Dan, N8IE Ω

THE FIREBALL FRATERNITY

By Bill WA6YPE

[May 14 1990] We got started when K7IRK (Bob in Palestine TX) and I were on 28.636 MHz. Bob had found a oscillator chip for that freq. In a surplus store and had it hooked up to his antenna. Bob had a pot on the output of the chip and had it turned down to 2mW. He asked me to give a listen for it as he was attempting to W.A.S. with it. Well, I could copy that little 3/4" x 1/2" x 3/16" transmitter just great! So I asked him to turn the power output even lower. That's when it all started. We got down to 33 microwatts that night and I could correctly copy his slow CW. We ran that 33mW out to a horsepower formula calculation and that is the equivalent that it would take to lift one standard size paper clip, the distance of 1" in 5 seconds. That will give you some idea of the significance of communicating 1311 miles with 33mW. All of the receiving was done here in Glendora CA with my Mini-Quad beam up 12 feet. The receiver is the Yaesu FT-767GX.



Bob went back to that surplus store the next weekend and bought up the remaining 9 oscillator chips that they had (all on 28.636 MHz). He sent me one with a schematic on how to hook it up and get it on the air. In the months that followed, we would meet nightly at around 2300Z on SSB at 28.636 MHz, and Bob would transmit to me on CW and gradually lower his output power using an attenuator, until the power was at the lowest point at this end. Then he would put the transmitter and attenuator on his scope and measure the lowest power out for that evening. In an attempt to get a better feel for what the QSB

on ten meters was really doing, and possibly gain enough knowledge to predetermine just how to use it to our best advantage, Bob set up an X-Y plotter hooked to his "S" meter. I would send a steady 3-watt carrier to him for about 7 to 8 minutes, and he would plot the QSB on paper. We did this for over a month and learned a lot from this. Bob would send me pictures of the plots on SSTV. Using this new information, we were better able to use ten meters and eventually got down to our lowest power of 4.62 mW.

While all this was going on, other hams would hear us on freq and asked what was going on. We would attempt to explain it all. I don't know how many times we explained that we were just a couple of curious QRP nuts, trying to see just how low in power we could go and still communicate. Then we would ask others to give a listen and either Bob or I would send them some 10mW or 2 mW CW. Let me tell you, those guys really got excited when they had solid copy from a low mW transmitter the size of a postage stamp! And one that was powered with (4) four AA pen light batteries! They wanted to know how they could join in on the fun! And it was fun! One afternoon, while waiting for Bob to show up on freq., I ran a string of 9 contacts in 7 different states (5 on the East Coast) in 45 minutes! All on 10mW on the Mini-Quad at 12 feet. We formed a little informal group of interested hams there who would periodically check in with us to see how we were doing with our low power experiments. Some of the guys were so faithful and helpful, that Bob sent them one of those precious transmitter modules, to get them on the air.

The more we got on the air, the more people would hear about what was going on, and wanted to join the fun. One of these early supporters was Jack N7HQQ. It was Jack who named his transmitter the FIREBALL. He mounted his in a snuff box if I'm not mistaken. Bob and I began trying to figure a way to get more of these oscillators to our growing group. Bob did some research and found a way to have them manufactured on the frequency of our choice in minimum quantities of 100 only. Well, this was going to take some cash and planning. We decided that we really needed a complete kit with a custom PC board; a 14 pin IC socket to mount the transmitter module in, so that if (in the future) the guys wanted us to have modules made up for other bands or freqs, all they would have to do is plug a new module in. A pot was needed in order to preset the output to a standard 10 mW on all units. Also a T/R relay would be nice for full break in. Then we might as well add all of the leads and precut wires. So all a FIRE - BALLER* would have to do is spend about 1/2 hour assembling the transmitter. Hook one coax to his receiver; the other coax to the antenna and 2 wires to a 6-volt power source. The last two wires went to a key or bug. We chose 28.060 MHz for our first 100 units. [* Not to be confused with the NJqrp rig now available.]

By the way, we have been getting our share of [1989] DX. My FIREBALL has been heard in England and Germany from here on the West Coast. Many of us have worked Japan with as low as 2mW. Bob K7IRK, just completed W.A.S. and 10 DX countries at the 2mW level. [Perhaps the Flying Pigs would like to write Bill WA6YPE for more updated info?]

KA0TPZ wdx0awt@juno.com Ω

My Solar Stuff.

By Rick, WB6JBM/8

My Solar Stuff is basically just starting out.

I got 2 panels from Mr. Solar, (some guy on ebay), out in California, for about \$27 each. They are rated at an open circuit voltage of 18v, and a short circuit current of 400ma, and when used for 12v charging, in Ohio, on my fence I get about 2 watts out of each panel.



They are connected in parallel, inside my basement at the input to the charge current meter.



The charge current meter, is just a 1ma meter from Mendelsons, with 2 .5ohm 10w resistors in parallel across the meter terminals, as a shunt this gives a full scale deflection of about 1a. (surprisingly close!).

Full Ohio Sunlight provides 320ma of charge current (both panels in parallel) to the Bubba Battery.



Full sunlight on those panels actually lasts from about 8am to 2pm, mainly due to them being in my back yard.



This gives me $.32a \times 12.9v$ or 4.128w peak POWER into the system, for 6 hours per sunny day, or just under 25 watt-hours of total power ($4.128 * 6$).



Oh, the system voltmeter is just another one of those 1ma meters, with a 9v zener and small trimmer pot in series with it, adjusted to make full scale deflection equal to 12.9v (minimum on the scale being 9v). This is known as an 'expanded scale' voltmeter. Since it takes 9v just to get the meter off the peg, and 12.9v for full scale, so, 11.7v, also known as 'The Bubba Battery Be Empty' turns out to be at about 70% of full scale. I would have liked to make that a little more sensitive, i.e. make the bottom of the meter 11.7v, but I didn't have an 11.7v zener laying around, so this will have to do.

Total AH input per day is $.32 \times 6 = 1.92$, or just under 2ah. So, looking at it from that aspect, I can charge stuff as follows:
 Monday – 12v 2.2ah battery in my SW40+ (NiCad)
 Tuesday – spare 12v 1.7ah battery (NiCad)
 Wednesday – spare 12v 1200mah battery (NiMH) and spare 12v 550mah battery (NiCad)
 Thursday – 900mah ht battery AND 600mah ht battery
 Friday – pump 2 ah into my 17ah gel cell
 Saturday/Sunday – pump 4AH into the Bubba Battery while I'm out playing radio!

The panels themselves were just that, panels, and the guy also sends along the little clip thingies to make contact to the back of the panels. The back of the panels are covered with some sorta conductive substance, that if rubbed off, makes the panels lousy mirrors (instead of them being solar panels).



Mounting the panels was a job only a Redneck could love! I got me some plywood out of the garage, left over from when I built my bench.



I cut it to the right size, sealed it up with some varnish, drilled some holes in 'em where the connection things are, and then used mirror brackets to mount 'em to the plywood.



The wires from the power taps, comes out the back, where soldered inline is a diode (when the panels ain't making power, they would appear as a resistive load to the Bubba Battery). That's all taped up, and soldered to some thin Ethernet cable I had laying around.



I originally used some smaller gauge wire (yanked out of some cat-5 cable). The smaller gauge wire had enough resistance in it, that I only got a total of 240ma of charge current. Replacing the wire with something a little bigger made a MAJOR difference in the overall performance of the system.

I do not use a charge controller on the system, since the peak charge current is under the Bubba Battery AH rating / 100 (205ah/100 = 2.05a). If I had enough panels to make between 2 and 5 amps, I would put a shunt type voltage limiter on the circuit, to limit the maximum voltage to about 13.5v. If I had better than 5 amps available, it would be wise to use a commercial or kit series type of charge controller. A charge controller's main function is to prevent over-charging, and subsequent battery damage, while still providing control for equalizing charges. In this system I still need to use grid connected power to do routine equalizing charges, but that is only once per quarter, so it's not really a big deal.

72 & oo's
/rick Ω

FP Pig Net Report

4/2/01

Despite the terrible band conditions tonight, we still had a good turn out! Five for the net including this NCS.

KC4URI, Steve 569 at the beginning, then 589 at the end of the net.

NV4T, BILL 559 with QRN.

AF4PS, Mac 579.

KJ0C, Jim 589 good signal.

WB8ICN, Mike your NCS.

4/5/01

HELLO EVERYONE.

GUESS THE SUN DONE MESSED UP THE BANDS FOR A WHILE HAD ONE CHECK IN W8DIZ, DIZ.

Seems thair bees a contest going on and I snuck up on his hiding place... hee hee

JOEL, KE1LA NCS.

4/9/01

Hi folks, wow what a super net tonight! Ten checkins, eleven counting me.

W8DIZ BIRTHDAY BOY DIZ 589

NV4T BILL 559

KC4URI STEVE 569

N8IE DAN 599

KC8NYW ROB 599

K4FB/DC PAUL IN WASHINGTON 589, NICE SIGNAL FROM THE SEVENTH FLOOR OF HIS HOTEL

AF4PS MAC 559, USING HIS IAD, HIS LOOP IS BETTER TO MY QTH

AA8VS CHUCK (Canton, MI) 599, CHUCK'S FIRST CHECKIN WITH ME..THANKS!

W8PIG MR. OINK-MAN 599, SOUNDED STRANGELY LIKE DAN'S RIG

AJ4AY JAY 449, HEARD JAY AND MAC BETTER OFF THE BACKSIDE OF MY

20 METER BEAM..NEAT TRICK FOR NOISE CONDITIONS

4/12/01

wow oh wow

U shoulda been thair folk... 7.047.5 at 9pm eastern or 0100z

Mac saved the net with his relays tonite.... Flutter on everyone's signal... Aurora should be seen tonite, I hope....

NEAUX QRM TONITE... YEA!

Hardly anyone could hear net control, me, but Mac had a most hardy signal throughout the land. six and 2 meters should be good tonite.... ok here's the checkin list

AF4PS MAC 559

KC8NYW ROB 339

WB8ICN MIKE 339

KC4URI STEVE 339

N8IE DAN 339

KE1LA JOEL 229 EVERYWHERE THANKS MAC...

Thanks for checking in to the wed nite net and don't forget the Sat and Sunday net...

Ke1la Joel in Maine

4/16/01

First my apologies to Paul and Jay...couldn't hear either of you...sorry!

Five checkins...

1. N8IE Dan 589

2. KB9BVN Brian 599, super signal into Michigan

3. KQOI Mark 589, sorry for batching your call at the beginning

4. N1ODL Aron 579, good signal and fist...good to hear you back on

Aron!!!!

5. KC4URI Steve 559 at checkin but never heard him when we went back to him...guess the 4-land filter must have been on and I didn't know it. Sorry guys!

I'm sort of scattered brained this evening, so if I missed any one else, please forgive me. May have to set up an appointment with the FP Shrink.

Don't forget about the Wednesday night net...same time and same freq...0100Z (9:00pm EDT) on 7047.5 kHz.

Dah-Dit-Dah.... 72's/73's es oo's, Mike...WB8ICN

4/23/01

Good net tonight despite the static I had up here in Michigan. Seven checkins to include a new net check-in, Randy, WV9N !!!

KE1LA JOEL ME 599
 KC4URI STEVE VA 559
 AJ4AY JAY LA (Lower Alabama) 559
 KB8BVN BRIAN IN LOUD!!!!, 599+
 WV9N RANDY OH 589, Randy is FP#187
 NV4T BILL FL 559
 AF4PS MAC FL 589

Thanks to all for the great net. Hope to hear everyone on Wednesday nite, same time and freq...and Rob is thinking about changing the 20 meter net freq to avoid the digital noise...stayed tuned for that announcement.

OO's to all...

4/26/01

High Y'all
 wow.... what a crowd tonite! lots of first timers and old timers.... if u missed the net tonite u really missed something....Even had some relays till I found my rit... :-)) and finished the net just under W1AW...
 CHECKINS... WED...APRIL 25.... 0100Z.... KE1LA
NCS.....7.047.5
 W8DIZ.... DIZ....
 WB8ICN... MIKE
 KB9BVN.... INDIANA
 AF4PS.... MAC...IN THE RE-COUNT STATE
 WV9N.... FIRST CHECK IN
 KC4URI.... NICE SIGNAL
 K2JQ.... DICK.... FIRST CHECK IN.... TNX
 W2XN.... FRED 1ST TIME FOR ME FRED....TNX
 N1ODL... ARON i THINK.... GLAD U COULD MAKE THE NET
 KQ0I.... HOWDY, NICE SIGNAL AND THANKS FOR STOPPING BY
 N8MX.... ANDY... SOUNDED LIKE A PRO ON FIRST CHECK IN TNX
 KC8NYW.... U WERE UP 5.... AND LOST U SRY....

tHANK U FOR LETTING ME BE UR NCS... IT was a great nite....

SA-LUTE...
 KE1LA JOEL IN MAINE
 NCS, OO SHRINK 72, OO

4/30

Boy, did I mess up tonight...Jay, I'm sorry for not hearing you and then not calling you when Diz told me you were in there. Hope you will forgive me!

Here is the QNI:
 KC8NYW ROB 559
 W8DIZ DIZ 599 with his 70 foot high loop
 NV4T BILL 449
 KC4URI STEVE 549
 WV9N RANDY 599, Randy, your signal always comes busting in here!
 AF4PS MAC 339, gotta be band condx...never that weak before
 **AJ4AY Jay Heard by Diz but not by me
 **K2JQ Dick could hear me but I couldn't hear him...what a weird nite!!!

Thanks folks for putting up with me tonight. I'm heading off to Cinci tomorrow and will be visiting Diz. He is going to give my MP20 the once over, maybe twice over once..who knows <grin>

See ya'll on Wednesday nite!

Dah-Dit-Dah.... 72's/73's es oo's, Mike...WB8ICN

FPQRP "Nooner" Contest

Don't forget the Flying Pigs QRP Club's first annual "Nooner" contest on May 5th at 12:00pm EDT.

So far we have 5 of our fellow Piggies who will be running MP-20's in the contest:

Diz, W8DIZ #P1
Rick, WB6JBM #P2
Mac, AF4PS #P4
Brian, KB9BVN #P5
Steve, K8PZ #P7

The top score for Q and P classes will receive a Cap-Paddle kit and, certificates will be awarded to the top 3 scores for: Single Band "Q" power and Single Band "P" power. Multi Band "Q" power and Multi Band "P" power.

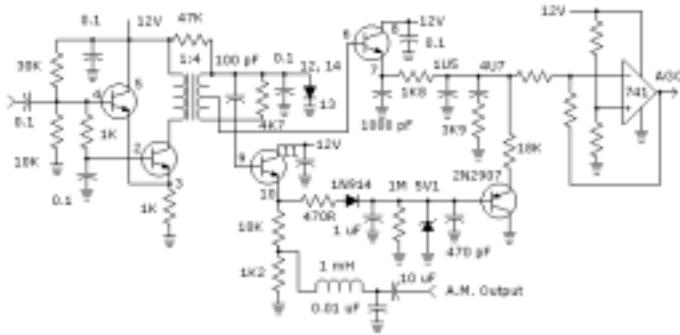
Full details are on the FPqrp Homepage at:
<http://www.mpna.com/fpqrp/fpqrpqsp.html>

Hope to hear you in the contest!

72, oo
 Dan, N8IE Ω

As seen on our reflector!

I decided to go ahead and do the schematic for the class D detector for AM.



For the uninitiated values such as 1K2 are 1.2K (you can see the decimal point can't you?) and 1U5 are 1.5 uF (same story).

The 1:4 turns ratio transformer is a tuned secondary and it's a variable inductor. The 100-pF capacitor resonates with the CT secondary at the IF.

The numbers next to the transistors and diode refer to pin numbers on a CA / LM3086 transistor array which might be difficult to find now. I expect his reasoning for a transistor array was everything was matched and all thermally bonded. The diode formed by pins 12, 13 and 14 is simply a transistor wired as a diode.

No values are given for the op amp because it depends on the output required for any particular circuit (forward agc or reverse agc). The junction of the 18K resistor and the 1U5 (1.5 uF) capacitor can go to either the plus input or the minus input depending on output polarity you require. Other values would depend on the DC gain you required (it's basically a DC amplifier).

This is all taken from chapter 5 of "Communications receivers" relating to AGC – page 43 my edition. Ulrich has a great deal to say about AM detectors and AGC for AM receivers.

Hope this helps.

72/73's

Ian Purdie, VK2TIP Ω

QRPOWER!

By Arnold CW Timm
(c) 2001 All Rights Reserved

California lectric rates,
Means less amplifiers;
Each kilowatt/hour grates,
On cute computer buyers!

Low power saves the mode,
Conserve a quarter watt;
Get folks to copy code,
Make solar panels -- Hot!

Sucking up to Qrp,
Under sudden ion winds;
Will take a special variety,
Serving million terse Chagrins!

However -- Qrp is awful nice,
Our humble handshakes mesh;
Put modulation up on ice,
To sooth its savage breast!

Electric usage by degree,
Initiates infraction;
Return with us to Qrp,
Such wholesome satisfaction!

KA0TPZ
wdx0awt@juno.com

CHAGRIN By Arnold CW Timm

**Then Billy heard his first DX somewhere off
among the far flung framework that was Qrp!
HF had indeed become his diversion alas! Hi**



(c) 2001 All Rights Reserved - KA0TPZ

Breaking News = MP20 #4!!!

OK, that was the most fun I've had in Ham radio so far. It started out as a joke... Mac says he finished his band module but has not tweaked it good. HA, HA, HA, let's see if we can hear Mac and his pig rig. No, he hasn't calibrated it... offset/freq. is off, power out is low, and RX is not tweaked properly, but let's try anyway....



I get on 20 meters and hollar "CQ CY DT AY4EPH AF5PS AF4PS / QRPp"..you see, I very RARELY use a straight key... wait... what was that...

Ok they are really razzing me over IM...Mikey, Diz, Aron, Dan (HERO), Bob, Brian... all of them, "We don't hear anything but digital crap." "Move to 14.059 it's quiet there" (like my dial is anywhere close to being close!) "Mac, you are 118 with a bad chirp on your sig." "Do you have your MP-20 linear on? (That, from Diz.)" "What frequency are you SUPPOSED to be on?" Ah, friends like these...

So I ignore them as best I can and venture on. I call again (edited this time for "Mac's fist" errors): CQ CQ CQ DE AF4PS AF4PS AF4PS / QRPp wait again... more harassment over IM. Actually, it's incessant! Then I heard it... QRZ QRZ DE KC4TXR/QRP K Hummmmm... KC4TXR KC4TXR DE AF4PS AF4PS/QRPp BK

(YES!!!!... I _can_ listen and copy code while jumping and dancing in circles!)

AF4PS AF4PS DE KC4TXR TNX FER CALL U R 569 569 NAME IS JOHN JOHN QTH WAPPINGERS FALLS NY, WAPPINGERS FALLS NY HOW COPY? AF4PS DE KC4TXR BK

What?? WHAT? 569 from NY... not a bad start at all, harassment over IM notwithstanding! We rag chew... what a blast! I told him about it being my first QSO with the PIG rig and that he would be receiving an ugly certificate to display proudly in the back of drawer somewhere. He said he was honored and all but the certificate wasn't necessary... (harumph!!!) QSL would be mailed tomorrow. I BEGGED him to send my call again so the online NAYSAYERS would hear it even if they wouldn't admit it. He was a nice guy. We signed. My fist was about to fall off. (gotta put the KaPaddles together after Easter!) THEN...


AF4PS AF4PS DE K6STI K6STI BK
Hummm, a 4 call form NY and now a 6 call... I wonder!

Well, turns out it was Brian (no, not that Brian) from San Diego who was pulling my 500 mw signal out with the aid of a CW read program so he couldn't give a good RST (I logged 559, of course). He was very impressed with my QRPp signal from Florida, but I did notice I got no "flowers" for my fist (grin).

THEN....

Then harassers from IM lined up to work the MP20. I think about ignoring them but Mikey was the first I heard. He was using the big ol' beam and gave me a 599 (I logged 559, of course). Next was NS3E, Edward in Dover, Delaware who broke the pig pile. It took me FOREVER to get Delaware for my WAS... now the pig rig gets it 4th QSO!!! He wondered if I was a FISTS -- what? Sounding all left foot-like!!!! I surprised him big time, I'm sure, sending him my NR 5096 and CC NR 754. However, Lord only knows what he copied for my numbers. He was NR 909 and CC 659. Criminy...Delaware!

Then came Aron, N1ODL, who's sig was super from NH, but his Freq. readout dial is off JUST like Mikey's -- and finally, the Coup De Gras... my buddy Bob Engleman, WB8UOJ in OH... on MP-20 #3.... YES! YES!! YES!! A MP-20 to MP20 QSO!!!!



Bob will be the recipient of a very ugly certificate, which he will proudly display in the back of a drawer somewhere in his basement.

My fist is tired. I gotta get on the straight key more often. Mikey said I did all right except when trying to send "HI HI". Go figure. I am a very happy Piggie tonight. (Did I mention Diz stayed up with me last night working me through my lunacy getting only about an hour sleep? LOVE THAT MAN!!!!)

AND ANOTHER THING... it should well be pointed out that Bob, WB8UOJ built the first non-Diz MP-20 (#3), and had the first non-Diz QSO with your's truly on the K2. The real thunder should roll for my buddy Bob. My adventure was just a bit more public, due to the degree of difficulty involved for all. (GRIN)

OK, I'm gonna sleep a few hours for the first time since April with lesson #1.

oo

-MAC-

AF4PS -51

(Shortly after Mac finished his, several more came to life, stay tuned)

QRP Happenings in May

5/5 Connecticut QSO Party:

Sponsored by the Candlewood ARA, from 2000Z May 5 until 2000Z May 6, with a rest period from 0400-1200Z.

More info at www.danbury.org/cara/.

5/5 Ten-Ten International Net Spring CW QSO Party:

Sponsored by Ten-Ten International, from 0000Z May 5 until 2400Z May 5.

More info at <http://listserv.lehigh.edu/lists/tenten-/calendar.html>

5/12 Fists CW Club Spring Sprint:

Sponsored by Fists International CW Club, 1700-2100Z May 12

More info at www.fists.org

5/26 CQ WWW WPX Contest:

May 26-27 see March QST page 114.

More info at <http://home.woh.rr.com/wpx/>

5/27 ARCI QRP Hoot Owl Sprint, CW:

Sponsored by QRP ARC International, from 2000 until 2400 local time May 27.

More info at <http://personal.palouse.net/rfoltz/arci/arcitst.htm>

5/28 Memorial Day CW Sprint:

Sponsored by the Michigan QRP Club, 2300Z May 28 until 0300Z May 29.

More info at <http://www.qsl.net/k8dd/miqrp/rules01.htm>

Website Spotlight

By Dan, N8IE

When you're in Dayton this year for the 50th anniversary of the Dayton Hamvention why not take a break and look around at what Dayton, Oh has to offer.

The greater Dayton area is rich in history and culture. Below are links to the major attractions plus some you might have never heard of. Have a great trip to Dayton and please feel free to look around. ☺

US Air Force Museum:

<http://www.wpafb.af.mil/museum/>

Dayton Bombers Hockey:

<http://daytonbombers.com/>

Dayton Museum of Natural History:

<http://www.artcom.com/museums/vs/af/45414-54.htm>

Carillon Historical Park:

<http://www.carillonpark.org/>

The Dayton Art Institute:

<http://www.daytonartinstitute.org/>

Dunbar House State Historic Site, Home of Paul Laurence Dunbar:

<http://www.coax.net/people/LWF/dunbar.htm>

Carriage Hill MetroPark:

<http://www.dayton.net/Audubon/carghl.htm>

National Afro-American Museum and Cultural Center

<http://www.ohiohistory.org/textonly/places/afroam/index.html>

SunWatch Indian Village:

<http://www.sunwatch.org/>

Wegerzyn Horticultural Center & Gardens:

<http://dir.gardenweb.com/directory/whag/>

Local Dayton Homepages:

Dayton Ohio Dot Com:

<http://www.daytonohio.com/>

Active Dayton Website:

<http://www.activedayton.com/>

Dayton Attractions:

<http://www.dayton.com/daytours.html>

72, 00

Dan, N8IE Ω

This one is for Brian



Peaux Dead PLL

'fraid it done flown the coop
gone out the window into the yard
symptoms of a peaux dead loop.

No oscillation will it do
no phase to match or blend
seems to have kept its smoke
as it got "done in".

Got the MP 20 Blues
my Peaux PLL is Dead
where's that lewinsky woman
maybe she can get it to geaux ahead...

oh Please Little Loop
don't stay dead
my radio needs to work
'cause the XYL is mad...

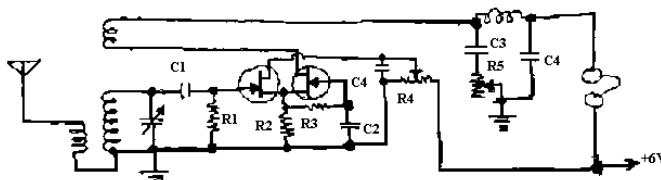
My peaux dead pll
done dashed my hoPES and dreams
and with the monies ah spent
'be sleeping on the soffra it seems....

KE1LA, Joel Ω

Unique REGEN

By George Hermann, N9BNH

The main reason that regenerative receivers fell into disuse on the Ham Bands, is that they tend to "block" or overload in the presence of strong signals considerably removed in frequency from the listening point. An improvement can be effected by adding another JFET and a few components. The circuit is somewhat self-adjusting and handles a greater dynamic range of input signals. A good direct conversion receiver is vastly superior though for CW.



C1 - 27pF, C2 - 150pF, C3 - 470pF, C4 - .001
R1 - 1.5Meg, R2 - 1.5K, R3 - 47K, R4 - 10K pot
R5 - 50K trim pot [Summer 1985 -- N9BNH]

V Polyakoff RA3AAE, has proved (back in the 1970s) that a DC receiver can actually outperform some superhets. With 4 diodes, 2 transistors, and a IC, one can actually make a functional CW receiver. By adding 2 more transistors and a few parts, a complete rig results. Since the local oscillator operates at half the signal freq., there is very little radiation in the receive mode. This fact also makes possible a very compact xcvr, as little or no shielding is required. The dynamic range and IMD characteristics are such that they are matched by only a few military receivers. Last but not least, it's incredibly simple to build and does not require any alignment equipment to get it going. This I think, is a step in the right direction.

George Hermann N9BNH [1985]

KA0TPZ wdx0awt@juno.com Ω

Member Spotlight!

This month were spotlighting:
Bill, KB1GPJ FPqrp #-242



Bill on Vacation with WOW!

I guess most of us get interested in something because we are influenced by or observe family members, friends and neighbors doing interesting things. My early interest in radio came from both grandfathers. One would sit out under the Cherry tree listening to baseball games. I join him and think this is great! Got even better when soda and treats were delivered by grandma. I recently had the opportunity to rebuild his old RCA tube radio and when I powered it up out came a Benny Goodman song. It was tuned to a big band station on the Cape - freaky. My other grandfather introduced me to SW listening. He had a portable multiband SW radio on which we would tune in various countries. Didn't matter that we couldn't understand the language. When you first hear stations from places like France, Russia, and England it just got the imagination going. To this day I'm still wowed when I tune in distant stations and think that my interest in learning languages came partly from that experience. Still later on in life I was introduced to the utility and necessity of radio when Uncle Sam decided that he would like my company for a while. Out in the working world, radio took a back seat for a while. Got interested again when a friend's father in law would come up to the beach house, string a long wire and start his CW sessions. Never saw a man so happy! Mr. Billy was in heaven as he logged foreign stations one after the other and cursed the "Russian Woodpecker" over the pole radar. He also amazed me with his home brew skill. He would wind coils, and build and repair equipment with ease. Now that interested me. Then one day, while traveling back from work, I heard some guys from the MIT radio club on an AM station talking about communicating long distances with simple radios using low power. That got me hooked on QRP. Since then I've read countless articles and books and subscribed to mail lists to get the info needed to go from observer to participant (transmission vs. listening). One day I read a message on the qrp-l list inviting people to join the Flying Pigs where people were friendly and fun was to be had ! So the rest is history. I was added to the mail list, encouraged by many to at least take the Tech exam, and encouraged by all with everything from help with the code to offers of loaner radios. I took the Tech exam two days later made Tech and got my FP number 242. Hot Damn! I'm now working on the code and looking toward General. Thanks to all the FP's for their help!!

For work, I've been doing research in AI in industry domains such as process control, software and a good part in telephony. Developed a number of predictive/diagnostic systems, researched and prototyped smart rooms, ad hoc networks, voice and gesture recognition and mobile devices. I am currently working on security for mobile devices and networking resource restricted devices.

When not working or playing with the radio, I like to kayak (whitewater), camp, fish, do a good bit of birding, ride my old motorcycle and, when I can, ride the four-legged slow motorcycle (horse). Fishing is great around here for both salt water (stripers, blues, flounder) and fresh (bass, pickerel, trout). Usually catch my share with spinning gear and have luck with the fly rod at times (when I don't mung up my line). Last great adventure was taking a month vacation (or lose it) and traveling to all lower 48 states, DC, and two Canadian provinces. Did it alone in 19 travel days and covered about 11,200 miles. Was great fun. Just thought of another adventure while writing this. A 48-state motorcycle ride with stops to make qrp contacts in each state. Nah, don't think my butt could hack that again!

72, oo Bill, KB1GPJ Ω

(Editors note: Congrats to Bill in getting his new call sign, we all look forward to sending you "72 es OO" on 40 meters someday. Keep up the good work.)

About the Flying Pigs QRP Club

OUR MISSION:

- 1: Have Fun.
- 2: No rules.
- 3: Have a group of Friendly Hams who enjoy Amateur Radio, and sharing their skills with their fellow Hams.

CLUB EMAIL POLICY:

These are not rules, just common sense. Club email is not moderated, as we are not a stuffy group. You can send off topic messages about most subjects, but please keep it clean and in good taste. We do like good-natured ribbing and joking with each other, but we will not tolerate flaming other members or spamming the group. We will remove offenders who abuse our open policy.

CLUB WEB PAGE:

The club web page is our forum for sharing projects, and information about us. You are encouraged to submit your ideas and projects to be added to the web page.

PROBLEM REPORTING:

If you are having problems with email, the web page, or a fellow club member, please report this to either:
Diz, W8DIZ at w8diz@cinci.rr.com
Rick, WB6JBM at ripowell@mpna.com
Dan, N8IE at shepherd@aol.com

We welcome all to join the Flying Pigs QRP Club, and we hope you have fun! Ω